

■ *Ferro pieno quadro*
Square iron

■ *Ferro pieno piatto*
Flat iron

● *Ferro pieno*
Round iron

Corrimano e partenze
Handrails and corners



H 360 x L 150 mm

N 087.779 35x12
N 087.803 45x14
N 087.804 55x14



H 310 x L 120 mm

N 087.805 42x18



H 290 x L 95 mm

N 087.811 45x14
N 087.812 55x14



H 85 x L 95 mm

N 087.870



Piastrina a sella
N 087.879 Tubi mm 42



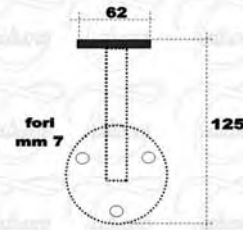
H 190 x L 140 mm

N 087.813 45x14
N 087.814 55x14



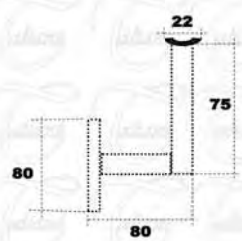
H 125 x L 80 mm

N 087.875 ● 14



fori
mm 7

125



22

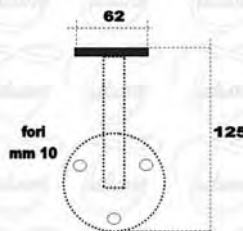
75

80



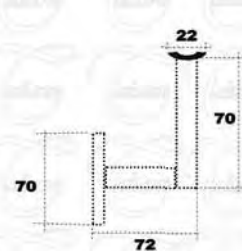
H 115 x L 72 mm

N 087.878 ● 12



fori
mm 10

125



22


70

72



H 190 x L 140 mm

N 087.807 45x14
N 087.808 55x14
N 087.778 35x12



H 2000 mm

N 087.777 35x12
N 087.800 45x14
N 087.801 55x14



H 2000 mm

N 087.802 42x18



H 2000 mm

N 087.809 45x14
N 087.810 55x14

